



• MAIL BOXES • KEY KEEPER

EASY INSTALLATION VERTICAL MAIL BOX (USPS-STD-4B+ Approved)

Features rugged construction.

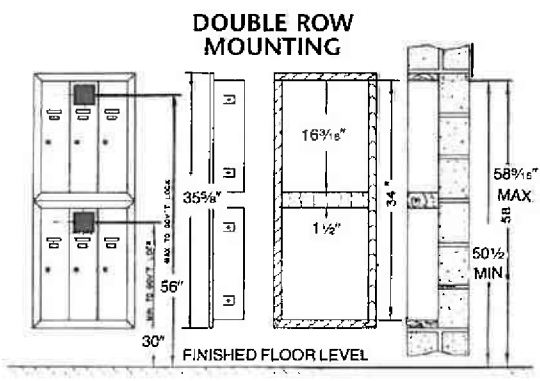
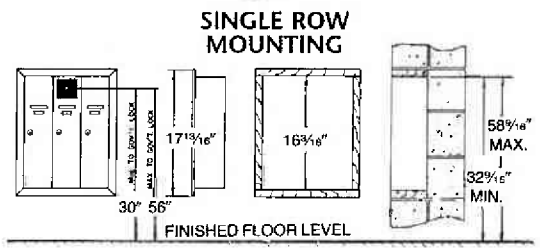
Precision crafted from heavy gauge galvanized and chromated steel. Designed to meet or exceed US Postal Service regulations. Units require 6 1/2" recess in walls partitions for standard installation or can be surface mounted with surface mounting frames. US Service regulations permit no less than 3 and no more than 7 mail compartments in a single frame. Master locks are provided by Postal Service.

B09040

- Can be supplied in all government-approved widths, 3-gang through 7-gang units.
- Standard Locks are 5-pins tumbler can type.
- Finishes-natural anodized aluminum, gold powder coat, medium bronze powder coat.
- Directory units available



P/N	No. Boxes	Finish	Price
B09040-3-992	3	Medium Bronze Powder Coat	272.25
B09040-3-628	3	Anodized Aluminum	226.92
B09040-3-988	3	Gold Powder Coat	272.25
B09040-4-992	4	Medium Bronze Powder Coat	353.70
B09040-4-628	4	Anodized Aluminum	294.75
B09040-4-988	4	Gold Powder Coat	353.70
B09040-5-992	5	Medium Bronze Powder Coat	435.40
B09040-5-628	5	Anodized Aluminum	362.82
B09040-5-988	5	Gold Powder Coat	435.40
B09040-6-992	6	Medium Bronze Powder Coat	517.30
B09040-6-628	6	Anodized Aluminum	431.10
B09040-6-988	6	Gold Powder Coat	517.30
B09040-7-992	7	Medium Bronze Powder Coat	598.95
B09040-7-628	7	Anodized Aluminum	499.16
B09040-7-988	7	Gold Powder Coat	598.95




There are three mounting methods for the 9040 series mailboxes:

1. Recessed in wall - 6 1/2" depth required.
2. Semi-recessed in 9343 mounting frame - 4" depth required.
3. Full surface in 9341 mounting frame.

MOUNTING COLLARS

Full Surface Collar



9341-5




9343-5

Semi-Recessed Collar

Full Surface	Price	Semi-Recessed	Price	#Boxes	Finish
B09341-3-992	68.30	B09343-3-992	29.70	3	Medium Bronze Pwd.Coat
B09341-3-628	56.94	B09343-3-628	24.75	3	Anodized Aluminum
B09341-3-988	68.30	B09343-3-988	29.70	3	Gold Pwd.Coat Aluminum
B09341-4-992	77.20	B09343-4-992	35.70	4	Medium Bronze Pwd.Coat
B09341-4-628	64.35	B09343-4-628	29.70	4	Anodized Aluminum
B09341-4-988	77.20	B09343-4-988	35.70	4	Gold Pwd.Coat Aluminum
B09341-5-992	86.20	B09343-5-992	41.65	5	Medium Bronze Pwd.Coat
B09341-5-628	71.78	B09343-5-628	34.65	5	Anodized Aluminum
B09341-5-988	86.20	B09343-5-988	41.65	5	Gold Pwd.Coat Aluminum
B09341-6-992	95.00	B09343-6-992	47.50	6	Medium Bronze Pwd.Coat
B09341-6-628	80.10	B09343-6-628	39.60	6	Anodized Aluminum
B09341-6-988	95.00	B09343-6-988	47.50	6	Gold Pwd.Coat Aluminum
B09341-7-992	103.95	B09343-7-992	53.45	7	Medium Bronze Pwd.Coat
B09341-7-628	86.65	B09343-7-628	44.55	7	Anodized Aluminum
B09341-7-988	103.95	B09343-7-988	53.45	7	Gold Pwd.Coat Aluminum

KEY KEEPER

Allow mailman to enter building and distribute mail in conformance with US Postal Service regulations. Standard loose key type. Satin Aluminum Finish. Lock for the Key Keeper is furnished and installed by the Postal Service.



KEY KEEPER

		628	988, 992
B05620	w/o Chain	47.25	56.70
B05621	with Chain	80.88	97.10



AskYourLocksmith.com
 Lancaster, Pennsylvania
 Phone 717-392-6333

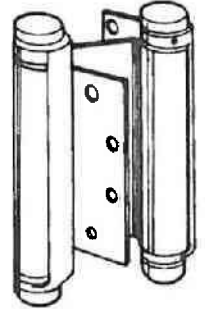
DOUBLE ACTING SPRING HINGES

3029 Series

- Door Flange is Mortised Into Edge of Door
- Jamb Flange is Surface Applied to Jamb
- Steel Material
- Non-template
- Non-handed
- Do Not Use on Doors With Hinge Edge Beveled
- All Wood Screws

3029-6 x 4 1/2 Series

- Door Flange is Mortised Into Edge of Door
- Jamb Flange is Surface Applied to Jamb
- Steel Material
- Template Door Leaf
- Non-handed
- Do Not Use on Doors With Hinge Edge Beveled
- All Machine Screws



3029 Series
Mortise

P/N	2 Hinges		3 Hinges		Door Thickness	Min. Door Height
	Door Weight	Door Width	Door Weight	Door Width		
3029-6	75	2' 8"	107	3' 0"	1 1/4" to 1 3/4"	7' 0"
3029-6 x 4.5	75	2' 8"	107	3' 0"	1 3/4"	7' 0"
3029-7	82	3' 0"	120	3' 6"	1 3/8" to 2"	7' 0"

B03029-6-632	Bright Brass Plated	71.66
B03029-6 x 4 1/2-632	Bright Brass Plated	79.65
B03029-7-603	Zinc Dichromate	79.32
B03029-7-632	Bright Brass Plated	88.88

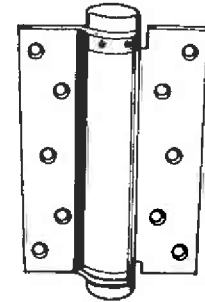
SINGLE ACTING SPRING HINGES

4010 Series - Steel Non-Template

- Non-handed
- Steel Material
- Available With Reverse Spring
- Easily Adjustable Spring Tension
- Pivot Points Do Not Align with Standard Full Mortise Hinges

P/N	2 Hinges		3 Hinges		Door Thickness
	Door Weight	Door Width	Door Weight	Door Width	
4010-6	125	3' 0"	155	4' 0"	1 3/4"
4010-7	130	3' 6"	175	4' 6"	2"

B04010-6-600	Prime Coat on Steel	26.78
B04010-7-600	Prime Coat on Steel	33.42



4010 Series
4040 Series



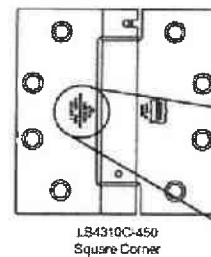
SINGLE ACTING SPRING HINGES

Lube Bearing LB4300C Series

Steel - Full Mortise

- UL Listed for Fire Door Applications
- Non-handed
- Self-lubricating Bearings
- ANSI Templated Screw Hole Pattern
- Pivot Point Aligns With Commercial Butt Hinges Gage .123 to .134

B0LB4310C-450-652	4 1/2" x 4 1/2"	Satin Chrome	36.35
--------------------------	-----------------	--------------	--------------



LB4310C-450
Square Corner



All Hinges Are Priced Each