


• **ELECTRIC STRIKES**

HEAVY DUTY ELECTRIC STRIKE 200 SERIES



For use with bored locks and mortise locks (without deadbolts) having 1/2" throw.

- Dual Voltage Solenoid
- Compact and Robust
- Investment Cast Stainless Steel Keeper Material
- Unique Slide Carrier Mechanism
- Non-handed, reversible.
- Plug connector included.
- Non-Fail Safe standard. Fail Safe optional.

205: 6 7/8" faceplate with radiused corners for aluminum frames.
207:

| P/N | US28 | US10, US10B ANBLK, ANBRZ |
|-----|------|-----------------------------|
|-----|------|-----------------------------|

| | | |
|-------------|--------|--------|
| 205 | 140.00 | 140.00 |
| 207: | 130.00 | 124.00 |

200 Series 12/24VAC Rectifier
 12VAC/VDC Harness
 Mounting Tabs

34.00
7.00
12.00

HEAVY DUTY ELECTRIC STRIKE 500 SERIES



For use with bored locks and mortise locks (without deadbolts) having up to 3/4" throw latchbolt.

- Tamper resistant, heavy duty construction
- Built for long life; exceeds 750,000 cycle test
- Durable die-cast body for long life & corrosion resistance; exceeds 1500 lb. pull test
- Internal parts constructed of stainless steel
- Horizontally adjustable keeper to allow for door & frame adjustment
- Non-handed, reversible
- Non-Fail Safe standard. Fail Safe optional.

502: 4 7/8" faceplate with square corners for hollow metal frames
503: 6 7/8" faceplate with square corners for hollow metal frames
507: 4 7/8" faceplate with square corners and an offset solenoid for wood frames

| P/N | US28 | ANBLK, ANBRZ | US32D |
|-----|------|--------------|-------|
|-----|------|--------------|-------|

| | | | |
|------------|--------|--------|--------|
| 502 | | | 186.00 |
| 503 | 186.00 | 186.00 | |
| 507 | | | 186.00 |


Options:

| | |
|-------------------------|-------|
| Fail Safe: | 20.00 |
| AC/Bridge Rectifier S/D | 34.00 |
| LCM | 32.00 |
| Plug Connector (PC) | 52.00 |

HEAVY DUTY ELECTRIC STRIKE 310-6-8

For use on the active leaf of a pair of doors (without a mullion) equipped with concealed vertical rod exit devices having 1/2" or 5/8" throw latchbolts.

- Tamper resistant, heavy duty construction.
- Constructed entirely of stainless steel for strength and corrosion resistance.
- Horizontally adjustable keeper to allow for door and frame misalignment.
- Non-handed, reversible.
- Non-Fail Safe standard. Fail Safe optional.



The following options are available:

| | | |
|--------------|---|-------|
| FS | Fail Safe (DC) | 20.00 |
| AC | Fail Safe (AC) | 54.00 |
| LBM | Latchbolt monitor | 54.00 |
| LCM | Locking cam monitor | 32.00 |
| LCBM | Latchbolt & locking cam monitor | 54.00 |
| LCBMA | Latchbolt & locking cam monitor with auxiliary switch | 80.00 |

F0310-6-8-US27
 Aluminum Clear Coated

525⁰⁰

• **ELECTRIC STRIKES**

STANDARD FEATURES

- Corrosion(Corporate) Resistant Metals: brass faceplate, cast stainless steel case and working parts, stainless steel springs.
- Tamper-resistant heavy duty construction.
- Reversible: Non-handed
- Horizontal Adjustment to compensate for misalignment
- Supplied with wiring diagram
- UL Listed as both a burglary protection device and a fire-door accessory.

OPTIONAL VOLTAGE AND FEATURES

1. **Signal Switch**-built in limit switch to signal when the bolt is thrown or retracted.
2. **LBM**-built-in switch to monitor the latch bolt.
3. **LCM**-built-in switch to monitor the position of the lock cam.
4. **LCBM**-switch that indicates when the strike is locked and the latch bolt is engaged.
5. **LCBMA**-same as LCBM, with an additional switch activated by latch bolt.
6. **FS**-fail safe function.



Strikes 310-2



Strikes 310-2 3/4

HEAVY DUTY ELECTRIC STRIKE 310-2

Top-quality electric strikes for use on locks with a 1/2" or 5/8" bolt throw, not having a deadbolt.
Overall dimensions: 1 3/8" x 9".
Specify type of latchbolt keeper, either 1/2" or PK. Shipping Weight: 3 lbs.

| | 630 | 605 | 606 | 612 | 613 | 629 |
|---------------|--------|--------|--------|--------|--------|--------|
| F0310-2 | 509.00 | 586.00 | 563.00 | 563.00 | 537.00 | 586.00 |
| F0310-2-LCBMA | 610.00 | 687.00 | 664.00 | 664.00 | 638.00 | 687.00 |

HEAVY DUTY ELECTRIC STRIKE 310-2 3/4

Top-quality electric strikes for use on locks with a 3/4" or 7/8" bolt throw, not having a deadbolt.
Overall dimensions: 1 3/8" x 9". Shipping Weight: 5 lbs.

| | 630 | 605 | 606 | 612 | 613 | 629 |
|-------------------|--------|--------|--------|--------|--------|--------|
| F0310-2 3/4 | 580.00 | 657.00 | 634.00 | 634.00 | 608.00 | 657.00 |
| F0310-2 3/4-LCBMA | 681.00 | 758.00 | 735.00 | 735.00 | 709.00 | 758.00 |


*These electric strikes include the "Silent Operation" feature and are actuated by a DC solenoid with a full-wave bridge rectifier.
**PRICE INCLUDES: Mounting screws

ADDITIONAL PRICING FOR:
Plug Connector (PC) \$ 25
Extended Lip (E1), specify length, available up to 2" long
in 1/4" increments (for Model 310-2W and 310-2 3/4) \$216

•ELECTRIC STRIKES

HEAVY DUTY ELECTRIC STRIKES 310-3-1

Top-quality electric strikes for use with mortise locks having a deadbolt with a 1" throw.
 Overall dimensions: 1 3/8" x 9" Shipping Weight: 5 lbs.



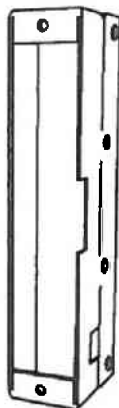
| | 630 | 605 | 606 | 612 | 613 | 629 |
|------------------------|--------|--------|--------|--------|--------|--------|
| FO310-3-1 | 702.00 | 774.00 | 753.00 | 753.00 | 729.00 | 774.00 |
| FO310-3-1-LCBMA | 803.00 | 875.00 | 854.00 | 854.00 | 830.00 | 875.00 |

HEAVY DUTY ELECTRIC STRIKES 310-4

Top-quality electric strikes for use with rim or surface rod exit devices. Overall dimensions: 1 1/2" x 9"
 Specify type of latchbolt keeper, either 1/2" or PK Shipping Weight: 3 1/2 lbs.



| | 630 | 605 | 606 | 612 | 613 | 629 |
|----------------------|--------|--------|--------|--------|--------|--------|
| FO310-4 | 509.00 | 585.00 | 563.00 | 563.00 | 537.00 | 585.00 |
| FO310-4-LCBMA | 610.00 | 686.00 | 664.00 | 664.00 | 638.00 | 686.00 |



SURFACE MOUNTING BOX

Installs on inactive door of pair of doors to accommodate rim-exit devices.

HESMB 147.00

FOLGER ADAM®


ELECTRIC DOOR CONTROLS
by HES

AskYourLocksmith.com
Lancaster, Pennsylvania
Phone 717-392-6333

Parts for 300 Series Strikes



Locking Lever Spacer
011-0404-001
4.00



Cam Pin
011-0402-001
2.00




Spacer Cam Spring
011-0405-001
2.00



Locking Cam
NFS & FS
012-0460-001
7.50



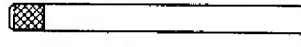
BCM Switch Tripper FS
003-0301-001
4.50



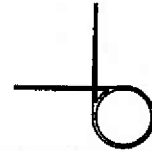
LCM Switch Tripper
003-0302-001
5.00



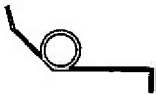
Compression Spring
003-0007-001
2.00



Latch Keeper Spring
011-0401-001
3.75



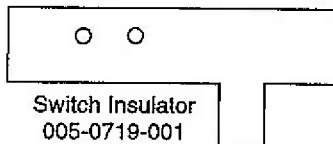
Switch Tripper Spring
003-0300-001
2.00



Cam Spring FS
003-0210-001
2.75




Cam Spring NFS
003-0211-001
3.00



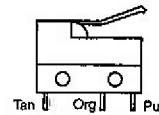
Switch Insulator
005-0719-001
2.00



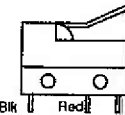
Latch Keeper Spring
003-0203-001
1.50



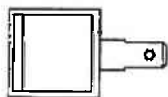
Locking Lever
012-0462-001
40.00



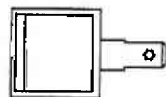
LBM Switch
076-1200-001
45.00



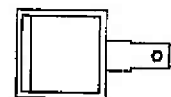
LCM - LBM Switch
076-1201-002
45.00



Solenoid Assy.
12VAC Pull
076-0123-001
66.00

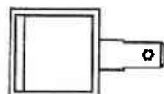


Solenoid Assy.
24VAC Pull
076-0123-002
66.00

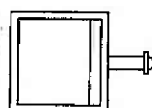


Solenoid Assy.
24VDC Pull
076-0122-003
66.00

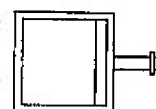
Solenoid Assy.
12VDC Pull
076-0122-002
66.00



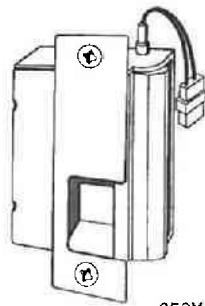
Solenoid Assy.
12VDC Push
076-0121-002
66.00



Solenoid Assy.
24VDC Push
076-0122-003
66.00



600 SERIES ELECTRIC STRIKES



652X

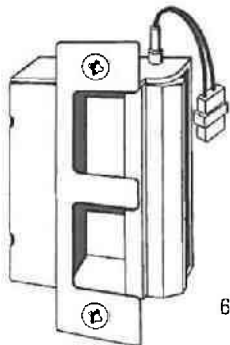
HEAVY DUTY ELECTRIC STRIKES 652X

Top-quality electric strikes for use with mortise locksets with latchbolt or deadlocking latch. Installs into the standard ANSI A115.1 frame cutout with face or frame modified. Releases the latchbolt, relocks upon closing.

| | 605 | 630 |
|----------|--------|--------|
| FO652SYL | 373.00 | 373.00 |
| FO652LKT | 373.00 | 373.00 |

OPTIONS

| | | |
|--------|--|--------|
| FS | Fail Safe | 20.00 |
| LBM | Latchbolt Monitor Switch | 54.00 |
| LCMLBM | Locking Cam and Latchbolt Monitor Switch | 100.00 |



662X

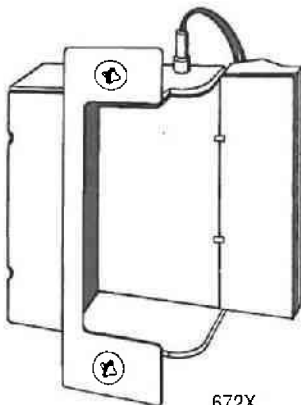
HEAVY DUTY ELECTRIC STRIKES 662X

Top-quality electric strikes for use with combination latch and deadbolt mortise locksets. Installs into the standard ANSI A115.1 frame cutout with face or frame modified. Releases the latchbolt, but does not release the door when deadbolt is extended.

| | 605 | 630 |
|----------|--------|--------|
| FO662SYD | 355.00 | 355.00 |
| FO662SSD | 355.00 | 355.00 |

OPTIONS

| | | |
|--------|--|--------|
| FS | Fail Safe | 20.00 |
| AC | Bridge Rectifier | 34.00 |
| LCM | Locking Cam Monitor | 32.00 |
| LBM | Latchbolt Monitor Switch | 54.00 |
| LCMLBM | Locking Cam and Latchbolt Monitor Switch | 80.00 |
| LCBDM | Latchbolt, deadbolt and locking cam monitor switches | 134.00 |



672X

HEAVY DUTY ELECTRIC STRIKES 672X

Top-quality electric strikes for use with normally extended deadbolt-only locksets. Installs into the standard ANSI A115.1 frame cutout with face or frame modified. Releases the deadbolt to allow the door to be opened, captures and rel-locks the door upon closure.

| | 605 | 630 |
|----------|--------|--------|
| FO672SSD | 365.00 | 365.00 |


OPTIONS

| | | |
|--------|--|--------|
| FS | Fail Safe | 20.00 |
| AC | Bridge Rectifier | 34.00 |
| LCM | Locking Cam Monitor | 32.00 |
| LBM | Latchbolt Monitor Switch | 54.00 |
| LCMLBM | Locking Cam and Latchbolt Monitor Switch | 80.00 |
| LCBDM | Latchbolt, deadbolt and locking cam monitor switches | 134.00 |

•ELECTRIC STRIKES

STANDARD FEATURES

- Corrosion(Corporate) Resistant Metals; brass face plate, cast stainless steel case and working parts, stainless steel springs.
- Tamper-resistant heavy duty construction.
- Reversible: Non-handed.
- Horizontal Adjustment to compensate for misalignment.
- Supplied with wiring diagram.
- UL listed as both a burglary protection device and a fire-door accessory.



UL

Strikes 712


OPTIONAL VOLTAGE AND FEATURES

1. **Signal Switch**- built in limit switch to signal when the bolt is thrown or retracted.
2. **LBM**-built-in switch to monitor the latch bolt.
3. **LCM**-built-in switch to monitor the position of the lock cam.
4. **LCBM**-switch that indicates when the strike is locked and the latch bolt is engaged.
5. **LCBMA**-same as LCBM, with an additional switch activated by the latch bolt.
6. **FS**-fail safe function

HEAVY DUTY ELECTRIC STRIKES 712

Top-quality strikes for use with locks having a 1/2" or 5/8" throw. Made for Hollow Metal application. Overall dimensions: 1 1/4" x 4 7/8" Shipping Weight: 3 lbs.

| | 630 | 605 | 606 | 612 | 613 | 629 |
|---------------------|--------|--------|--------|--------|--------|--------|
| F0712 | 453.00 | 529.00 | 507.00 | 507.00 | 487.00 | 507.00 |
| F0712-LBMLCM | 554.00 | 630.00 | 608.00 | 608.00 | 582.00 | 608.00 |



Strikes 712-75


HEAVY DUTY ELECTRIC STRIKES 712-75

Top-quality electric strikes for use with locks having a 1/2" or 5/8" bolt throw (without deadbolts) and with mortise exit devices. Made for hollow-metal frame applications. Overall dimensions: 1 1/4" x 4 7/8" Shipping Weight: 3 lbs.

| | 630 | 605 | 606 | 612 | 613 | 629 |
|------------------------|--------|--------|--------|--------|--------|--------|
| F0712-75 | 464.00 | 541.00 | 518.00 | 518.00 | 492.00 | 518.00 |
| F0712-75-LBMLCM | 565.00 | 642.00 | 619.00 | 619.00 | 593.00 | 619.00 |

* These electric strikes are actuated by a DC solenoid with a full-wave, bridge rectifier
** PRICE INCLUDES: Mounting screws


ADDITIONAL PRICING FOR:
Plug Connector (PC)



732

UL

| | | | | | | |
|---------------------|------------|------------|------------|------------|------------|------------|
| | 630 | 605 | 606 | 612 | 613 | 629 |
| F0732 | 453.00 | 529.00 | 507.00 | 507.00 | 481.00 | 507.00 |
| F0732-LBMLCM | 554.00 | 630.00 | 608.00 | 608.00 | 582.00 | 608.00 |



732-75

| | | | | | | |
|------------------------|------------|------------|------------|------------|------------|------------|
| | 630 | 605 | 606 | 612 | 613 | 629 |
| F0732-75 | 464.00 | 541.00 | 518.00 | 518.00 | 492.00 | 518.00 |
| F0732-75-LBMLCM | 565.00 | 642.00 | 619.00 | 619.00 | 593.00 | 619.00 |



700

ASTRAGAL

Heavy duty, multi-use lock guard designed to prevent tampering both with lock and keeper. Supplied with mounting templates.

Overall dimensions: 1 1/2" x 9" Offset.

| Code | Finish | Price |
|---------------|--------------|--------|
| F0310-2-3-630 | Satin Chrome | 144.00 |
| F0310-2-3-606 | Satin Brass | 144.00 |
| F0710-2-3-630 | Satin Chrome | 144.00 |
| F0710-2-3-606 | Satin Brass | 144.00 |

Parts for 700 Series Strikes



Keeper-LBM
P/N 012-0608-001
70.00



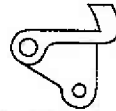
Keeper-LBM 3/4
P/N 012-0614-001
70.00



Switch Tripper
700-75 3/4 Bolts 700 1/2-5/8 Bolts
P/N 012-0609-001
40.00



Locking Cam Assy 710
P/N 076-0200-001
40.00



Locking Cam Assy 730
P/N 076-0201-001
40.00



Locking Lever
P/N 012-0612-001
40.00



Switch Tripper
700-75 1/2-5/8 Bolts
P/N 012-0619-001
40.00



Locking Cam Spring 730-FL
P/N 003-0202-001
3.00



Locking Cam Spring-FS
P/N 003-0209-001
3.00



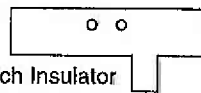
Switch Tripper Spring
P/N 003-0207-001
3.00



Locking Cam Spring 710-FL
P/N 003-0208-001
3.00



Switch Mntg Bracket
P/N 0008-0602-001
4.00



Switch Insulator
P/N 005-0719-001
2.00



Compression Spring
P/N 003-0007-001
2.00



Switch-LCM
P/N 076-1203-001
45.00



Switch-LBM
P/N 076-1202-001
45.00



Solenoid Assy- Pull Type
12VDC
P/N 076-0107-002
66.00



Solenoid Assy- Pull Type
24VDC
P/N 076-0107-004
66.00



Solenoid Assy- Push Type
12VDC
P/N 076-0106-002
66.00



Solenoid Assy- Push Type
24VDC
P/N 076-0106-004
66.00