

Auditcon's[®] Family of Products

The Ultimate Solution. A family of locks that gives you access control and audit capabilities, along with a low cost of installation



52R
T52R
252R
552R



Cencon
S2000



52V
T52V
252V
552V

- 52R & 52V:** **Easy retrofit** - The lock has the same footprint as most mechanical locks making it less expensive to install.
Genesis Technology - The lock acts as a power plant, generating all the electricity it needs internally, requiring NO BATTERIES OR WIRING.
Users - Up to 2 users
- T52R & T52V:** **Numerical Keypad - Quick Entry**
6 Digit Access - Users select their own changeable combination. 252 & 552 allow 8 digits, allowing the user to use their identification number.
Wrong Try Entry - The lock will not allow access to any user for a period of 3 minutes after 5 incorrect combinations are entered.
Audit Trail - The lock provides a complete listing of the user's ID, plus the type of entry/activity for up to 8 events, in sequential order.
Alarm Interface - (Optional) Activates the lock's duress condition, sending a silent alarm, when combined with a connection to an existing alarm system
PC Software - Print, display or file the lock audit reports using a program which runs under Microsoft Windows[®](not for the 52/T52 series)
- 252R & 252V:** *In addition to the features listed above, the 200 Series offers the following:*
Users - Up to 20 users
Audit Trail - Number of entries/activities is increased to 100 records in sequential order.
- 552R & 552V:** *In addition to the features listed above, the 500 Series offers the following:*
Users - Up to 99 users
Audit Trail - Number of entries/activities is increased to 400 records. It also has a Time Window Access of 2 per day, for 7 days. In addition, a Time Lock of 1-255 hours is included.
- 2100:** **Users** - Up to 60 users. Time window by user. Electric key & PIN
Audit Trail - 478 activities. Time open/close of bolt. Date & Time stamp
Alarm Interface - Activates the lock's duress condition, when combined with a connection to an alarm system.
PC Software - Program lock. Report on audit trail.
- T52R & T52V:** *Same as 52 Series but lacks audit capabilities.*
Has time delay.

Pricing is for basic models without options.

MS52R	270.00
MS52V	270.00
MST52R	314.00
MST52V	314.00
MS252R	320.00
MS252V	320.00
MS552R	673.00
MS552V	673.00

Cencon[®]S2000

MSCSDS-non shunt	854.00
MSCSSS-alarm shunt	945.00

X-09

The X-09 meets the highest security standards specified by GSA for Class 5 & Class 6 filing cabinets & Class 5 & Class 8 Security Vault Doors. The X-09 is self-powered utilizing PowerStar[™] technology.

The X-09 offers three modes of operation, and it features Automatic Lock Reset, High-Security combination scramble, and resists all forms of external manipulation and environmental attack.

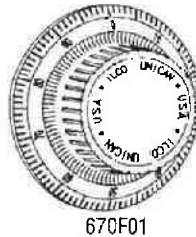
High Security Pedestrian Exit Device (Mechanical) 3370.00
High Security Pedestrian Exit Device (Electronic) 4652.00

**MSX-09
Safe Lock**
1575⁰⁰

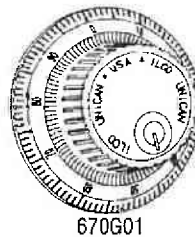
**MSCDX-09
Combination Deadbolt**
2040⁰⁰



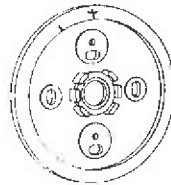
DIALS AND RINGS



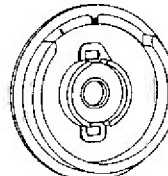
670F01



670G01



670020



670040

FOR DIAL NO.	→ USE RING NO.
670F01	670020
670G01	670020

DIALS

PART NO.	DESCRIPTION	LIST
IL670F01-98-41	Convertible, front reading with knob dia. 2.058" and overall dia. 3.157", Black & White	22.05
IL670F01-26D-41	Convertible, front reading with knob dia. 2.058" and overall dia. 3.157", Satin Chrome	25.20
IL670G01-98-41	Key locking, front reading with knob dia. 2.058" and overall dia. 3.157", Black & White	29.40
IL670G01-26D-41	Key locking, front reading with knob dia. 2.058" and overall dia. 3.157", Satin Chrome	32.55
IL670M01-26D	Model D50, Large Knob, Convertible, Top Reading	27.30

RINGS

PART NO.	DESCRIPTION	LIST
IL670020-98-41	Convertible, front reading with overall dia. 3.744", Black & White	6.30
IL670020-26D-41	Convertible, front reading with overall dia. 3.744", Satin Chrome	16.75
IL670040-98-41	Convertible, top reading with overall dia. 3.722", Black & White	18.00
IL670040-26D-41	Convertible, top reading with overall dia. 3.722", Satin Chrome	19.60

Front reading dials are designed for an unrestricted view of the dial numbers. These "one hand operation" dials are compatible with regular change lock utilizing a 5/16" (7.87mm) spindle length.

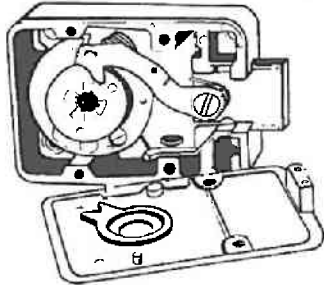
All dials and spindles are precision die cast. Standard spindles (5/16" (7.87mm) x 40) fit doors up to 3.5" (88.90mm) thick.

Standard finishes are black and white powder paint and satin chrome plated.

DIAL & RING SETS

PART NO.	DESCRIPTION	LIST
IL670F21-26D-41	Model D30/R11, standard, convertible, front reading set Satin Chrome	52.50
IL670G21-98-41	Model D35/R11, standard, convertible, key locking, front reading set, Black & White	56.70
IL670H21-98-41	Model D40/R11, low profile, front reading set, Black & White	49.35
IL670M41-26D-41	Model D50/R67, large knob, convertible, top reading set, Satin Chrome	56.70
IL670P71-98-41	Model D60/R77, standard, convertible, top reading set, Black & White	50.40

GROUP II COMBINATION LOCK



ILA673000-60-41

3-Wheel, Non-Tube, Reg. Chg.

79⁰⁰

This lock features 3 conventional metal wheels, offering up to 1,000,000 combinations. Supplied with a 4-Way Drive Cam for mounting versatility. Features a relock trigger which automatically deadlocks the bolt should the lock be attacked. Comes with standard bolt.

Case, cover and drive cam are precision cast. The lever, screw and bolt are machined brass. All drive cam components are of one-piece construction to prevent loose pins or separation of assembly. Wheel centers are surface hardened to achieve the proper surface for the locking lever to bite. Integral parts are coated for lubrication and anti-corrosive protection.

TOTALOCKS



673A11

3-wheel combination, front reading dial with 1 1/8" knob and 3 7/8" ring. Non-tube.



673F21

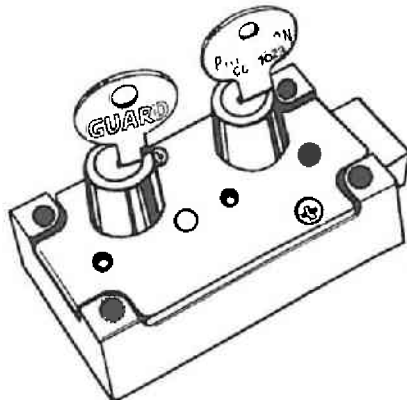
3-wheel combination, convertible front reading dial with 2 1/16" knob, 3 3/4" ring. Non-tube.

IL673A11-98-41 113.80 IL673F21-98-41 110.25

SAFE DEPOSIT LOCKS Big Nose fits a 47/64" (18.65mm) hole. Little Nose fits a 11/16" (17.53mm) hole.

40 Series Double Nose, Handed Locks

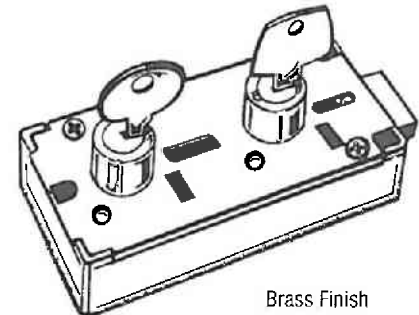
Right Hand (RH) locks are installed on a door hinged at the right.
Left Hand (LH) locks are installed on a door hinged at the left.



Brass Finish

PART NO.	DESC	NOSE HEIGHT	HAND	LIST
IL400100-04-41LH	DLN, Fixed Lever	1/2"	Left	31.50
IL400100-04-41RH	DLN, Fixed Lever	1/2"	Right	31.50
IL401100-04-41LH	DLN, Fixed Lever	1/2"	Left	31.50
IL401100-04-41RH	DLN, Fixed Lever	1/2"	Right	31.50
IL402100-04-41LH	BNLN, Fixed Lever	1/2"	Left	31.50
IL402100-04-41RH	BNLN, Fixed Lever	1/2"	Right	31.50
IL403100-04-41LH	DBN, Fixed Lever	1/2"	Left	31.50
IL403100-04-41RH	DBN, Fixed Lever	1/2"	Right	31.50
IL404101-04-41RH	DLN, Dual Control Fixed Lever, Ext. Bolt-RH only	1/2"	Right	34.70

54 Series Double Nose, Non-Handed Locks



Brass Finish

PART NO.	DESCRIPTION	NOSE HEIGHT	LIST
IL540100-04-41	DbI, Changeable	1/2"	43.50
IL540200-04-41	DbI, Changeable	3/8"	45.00
IL542110-04-41	C/Renter, F/Guard	1/2"	29.00
IL542200-04-41	C/Renter, F/Guard	3/8"	30.80
IL544100-04-41	F/Renter, F/Guard	1/2"	34.50
IL545100-04-41	C/Renter, F/Guard	1/2"	28.80
IL545200-04-41	C/Renter, F/Guard	3/8"	30.80

IL1388 Guard Key **2.38**
IL1063E Renter Key **1.72**