



PROFESSIONAL PIN KITS


LAB SEMI-PRO

LBLDKZ5

- .005 increments
- 102 Sizes
- Top Pins: .010-.300
- Bottom Pins: .150-.360

243⁰⁰

*An Excellent
In-Training
Pin Kit
"2" kits to
choose from
Polyethylene
Construction*



LAB SEMI-PRO

LBLDKU3

- .003 increments
- 124 Sizes
- Top Pins: .010-.200
- Bottom Pins: .156-.360

243⁰⁰

LAB DUR-X SERIES

Polyethylene Construction

LAB DURX-5


LBLDK 005

- .005 Increments
- 102 Sizes
- Top Pins: .010-.300
- Bottom Pins: .150-.360

LAB DUR-X 3

LBLDK 003

- .003 Increments
- 124 Sizes
- Top Pins: .10-.200
- Bottom Pins: .156-.360



359¹⁰

ORIGINAL DESIGN PIN KITS



CORBIN/RUSSWIN 459⁰⁰
LBLRCK6

- Original Manufacturer's pin design & specs
- 67 Brass-top pins
- 51 Nickel-silver bottom pins
- Spool pins (standard) J172 & J320
- Superior LAB construction
- One-level usage in LAB's original "mobile" kit design
- Heavy duty steel box with ultra-thin features
- New technical pinning chart created by Gerry Finch



248⁴⁰

UNIVERSAL INTER-CHANGEABLE CORE

LBBWK108

- 10 Brass Bottom Pins, 0-9
- 18 Brass Master/Top Pins, 2-19
- Caps & 6 & 7 Pin Spring Covers
- 2 Different Length Spring: 108B-Long, 108F-Short
- Wood Construction



189⁰⁰

INTERCHANGEABLE CORE

LBBFK108

- IC Pinning for:
- A-2 Systems
- Requiring Universal Brass Bottom Pins

ALSO AVAILABLE

A3BFK for BEST A3/A4 System



202⁵⁰

SCHLAGE KIT

LBSPK 115

- 10 Nickel Silver Bottom Pins.
- 8 Brass Master Pins
- 3 Brass Top Pins
- 8 Masters
- 3 Tops
- Cylinder Springs
- Cylinder Cap Pins
- Cylinder Cap Springs


"New Wedge Design"



THE EMERALD WEDGE™

ADVANTAGES

- Revolutionary "Wedge Shape" allows a plain view of all pins from a sitting position
- **Plastic Coated Passport™** protects your chart from being soiled or worn. It can also be written on with a non-permanent marker and then erased. Pin numbers on the chart are color-coded to match the actual color of the pins in the kit.
- **Hard Coat™** is a new metallic green paint that provides the best protective finish available
- **Dura-View™** Pin Tray is a clear heavy-duty pin tray with new larger print numbers that will never wear out.
- **Pin Tolerances** - a LAB trademark, provides the "closest tolerance" universal .005 or .003 pins manufactured



PRO WEDGE 3

- LBEPK 003**
- .003 Increments
 - 124 Sizes
 - Top Pins: .010-200
 - Bottom Pins: .156-.360

PRO WEDGE 5

- LBEPK 005**
- .005 Increments
 - 102 Sizes
 - Top Pins: .010-.300
 - Bottom Pins: .150-.360

378⁰⁰

SUPER WEDGE


WITH TOOL DRAWER

COMES WITHOUT PINS TO ALLOW YOU TO:

- 1) Purchase all or only those **LAB** Pins you presently need. "Great way to make this product very affordable"
- 2) Transfer from your old **LAB** Pin Kits your **LAB** Pins right into this new product

FEATURES:

- One piece solid metal construction
- Tool Drawer
- Color Passport® Pin Chart
- Dura-view® pin tray with long-life numbers printed underneath the insert
- Emerald Wedge Design and Color
- Pin Block and Vial not included



- LBEPD005** 005 increments
LBEPD003 003 increments

270⁰⁰

ONLY SOLD EMPTY!

- LBKRP003**
LBKRP005

- .003 Refill Pak **121.50**
.005 Refill Pak **105.30**

SMARTWEDGE

- 40% Smaller in width than Pro Kits 13-1/4" x 10-1/2"
- Developed by Locksmiths with Confined Workspace in Mind.
- Color Passport Pin Chart®
- Pin sizes printed the same color as the Pins
- Easy to use time saver
- Slide-Out Tool Drawer
- 3 Deep Spring Pockets
- NEW Tangle Resistant .115 Long Springs & .115 Short Springs
- NEW T-Pin Spring for Schlage "F" Series Cylinders
- Double-Sized Pin Pockets hold up to 200 pins per size
- Large Tool Pocket on Top of Tray
- Injection Molded High-Impact Tray with Pin Sizes Printed 100% Larger
- Contains 3 Sizes of Spool Pins and the "F" Series T-Pin for Schlage Cylinders
- 72 pins per pocket, 100 springs per pocket

- LBSW003** 364.50
- .003 Increments
 - 92 Sizes
 - Top Pins: .024T - .200T, .235T
 - Spool Pins .160J .165J .180J
 - T-Pin .170TP
 - Bottom Pins: .159B - .354B (Contains the most commonly used sizes - No Dead Stock.)
- LBSW005** 364.50
- .005 Increments
 - 86 Sizes
 - Top Pins: .010T - .200T, .230T, .235T
 - Spool Pins .160J .165J .180J
 - T-Pin .170TP
 - Bottom Pins: .155B - .360B



MINI DUR-X PIN KIT

FEATURES-

- Super Tuff Polyethylene
- New Platform Design Insert
- Location Chart
- Includes Springs & Pins

86⁴⁰

SIZE
7-1/2" x 4-1/2" x 1-1/2"



3 • N • 1 UNIVERSAL KIT

Measures 7 1/2 x 4 1/2 x 1 1/2

This unique 3 • N • 1 universal kit contains all color coded universal pins required to re-pin Kwikset, Schlage and Weiser



LBLMD3N1

- 3 Top Pins
23 Bottom Pins
Cylinder Springs

86⁴⁰

- STOCK NO.**
LBLMD-KWK
LBLMD-SGT
LBLMD-YLE
LBLMD-DXT
LBLMD-WSR
LBLMD-ACE
LBLMD-MAS

- MFG.**
Kwikset
Sargent
Yale
Dexter
Weiser
Ace
Master Padlock

- LBLMD-ARW
LBLMD-WES
LBLMDICC
LBLMDSEC
LBLMDSCH
LBLMDOIC
LBDIBC

- Arrow
Weslock
I Core (color coded brass)
Security
Schlage
I Core Nickel Silver (exc. Best)
Best A2 Nickel Silver I Core



INTERCHANGEABLE CORE ANNEX®

Offers the simplest method for the loading of Interchangeable Core pins, springs and caps, using only one instrument for both functions. A second time saving feature is a Slideout Code Book below the area where the core is slid in place. This allows the user to unload the core pins, springs and caps into a confined area without spilling parts in or around the work area. The Slideout Code Book is also used to decode the core to determine the bitting of the control key when it is not available and also determine the top master key bitting.



LBLICCB 267³⁰


LAB MINI PRO KIT

LBLMK 003

- .003 Increments
- 81 Sizes
- Masters: .024-.090
- Drivers: .093-.235
- Bottom Pins: .156-.354
- Springs: .115L

LBLMK 005

- .005 Increments
- 81 Sizes
- Masters: .010-.090
- Drivers: .095-.200
- Bottom Pins: .155-.360
- Springs: .115L
- Measure 8" x 6" x 11/16"



143¹⁰ Services all major lock cylinders

FOLLOWER SET

LBLFT005

Includes:
Universal, Weslock, Schlage, Corbin, Small Plug.

These followers will do 90% of all cylinders.



CYLINDER CAP REMOVER

LBLCR005

- For use with Schlage, Weiser, Falcon & Arrow Cylinders
- Depresses cylinder cap pin to remove cap in one easy turn

54⁰⁰

LAB LUBE

- Superior friction fighting agent
- Clean, white dry lubricant
- 100% Virgin Teflon®
- Used by major manufacturers

32⁴⁰



FORMED END TWEEZERS

LBLZT001

- Perfect Size & Weight
- Stainless Steel
- Formed end

37⁸⁰



5-N-1 GAUGE

- For Kwikset, Schlage, Weiser, Weslock & Master

LBLKG001 13.50



PROFESSIONAL PIN KITS

351⁰⁰



- Plastic coated color passport pin chart
- Dura View Pin Tray
- Hardcoat Metallic Green

LAB CLASSIC PRO-3

LBLPK 003

- .003 Increments
- 124 Sizes
- Top Pins: .010-200
- Bottom Pins: .156-.360

LAB CLASSIC PRO-5

LBLPK 005

- .005 Increments
- 102 Sizes
- Top Pins: .010-.300
- Bottom Pins: .150-.360

PROFESSIONAL TOOLS

DELUXE PICK SET

LBLPT013

- Strong Black Nylon Trifold Case
 - Velcro closure
 - Size when closed: 4-1/2" x 6"
- Contains:
- 7 Picks
 - 4 Turning Tools
 - 6 Removable Handles

MINI PICK SET

LBLPT015


- Durable Nylon Case
 - Velcro closure
 - Shirt Pocket Size: 5" x 2-1/4"
- Contains:
- 6 Picks
 - 4 Turning Tools
 - 1 Removable Handle
 - 11 Pieces Total



43²⁰

PIN BLOCK

43²⁰



LBLPB001


- Made of Apple Wood
- 5 Plug availability
- Use with Fingers or Tweezers

VIAL STADIUM

LBLSS001

Holds 35 LAB Vials

40⁵⁰





UNIVERSAL AND ORIGINAL PINS



UNIVERSAL REPLACEMENT PINS

.005 LB005 **2⁶⁶** per pack

- Top .010 to .320
- Bottom .115 to .360
- Flat Center, Master pin seat squarely. Perfectly parallel.
- Precision machined chamfers length and nose
- Color coded
- Pieces per Pack: Top and Bottom 144 or 200



.003 LB003 **3²⁴** per pack

- Most accurate Universal pin made. Use with the confidence of Original pins.
- Top .024 to .141
- Bottom .126 to .360
- Flat center
- Perfectly parallel
- Radius edges that blend into flat center
- Master pins will not tip or roll
- LAB PRO STAFF CHOICE AWARD
- Color coded
- Pieces per Pack: Top & Bottom 144 or 200



ORIGINAL MANUFACTURER'S PINS


10¹² SCHLAGE

- Original design
- Nickel-silver bottom pins (792 alloy)
- Extra manufacturer's size and specifications
- Packages of 100



4⁵⁰ KWIKSET

- Original design
- Exact manufacturer's size and specifications
- Packages of 100



5²⁸

I.C. CORE A-2 SYSTEM

- .108 diameter
- For use in Falcon, Best, Arrow and Eagle
- Color coded brass pins
- Exact manufacturer's size and specifications
- Packages of 100



I.C. CORE A-3 SYSTEM

- 18 Brass Top Pins: .018, .036, .054, .072, .090, .108, .126, .144, .162, .180, .198, .216, .334
- 7 Brass Bottom Pins: .110, .128, .146, .164, .182, .200, .218



5²⁸

I.C. CORE A-4 SYSTEM

- 11 Brass Top Pins: .021, .042, .063, .084, .105, .126, .147, .168, .189, .210, .231
- 6 Brass Bottom Pins: .110, .131, .152, .173, .194, .215



5²⁸

CORBIN/RUSSWIN

- Original design
- Exact manufacturer's size and specifications
- 101 Brass Master/Top Pins Sizes M.028-M.320
- 74 Nickel Silver Bottom Pins- Sizes L.160-L.354
- Packages of 100



9⁴⁴

YALE


- Original Design
- 7 Brass Master Pins, 2-8
- 3 Brass Driver Pins: .152, .190, .230
- 10 Brass Bottom Pins, 0-9



6⁷⁵

SHIMS LB1S25 **6⁰⁸**

- .0015 curved shims
- Exceeds all industry specifications
- Packages of 25



ARROW

- Original design
- Extra manufacturer's size and specifications
- Packages of 100

5⁴⁰




SARGENT

- 8 brass Master pins
- 5 brass Top pins: 10-14
- 10 brass Bottom pins: 1-10

6⁷⁴

REFILL PACKS



.003 PIN KIT REFILL PACK

124 packs of LAB Tumbler Pins, 50 Pins per Size
Tops: .010-.200
Bottoms: .156-.360
LBKR003 **121.50**

.005 PIN KIT REFILL PACK

102 packs of LAB Tumbler Pins, 50 Pins per Size
Tops: .010-.300
Bottoms: .150-.360
LBKR005 **105.30**

SCHLAGE REFILL PACK

8 Brass Master Pins - sizes 2-9
 3 Brass Driver Pins - 1,2,3
 10 Nickel Silver Bottom Pins - sizes 0-9
 100 pins per size
LBKRPSCH **150.00**

CYLINDER SPRINGS



SPRINGS **6²⁰**

- LB115S-Short
- LB115L-Long
- LB108B-Best I. Core Springs
- LB108F-Falcon Springs

- Packages of 100

TANGLE RESISTANT LONG SPRING

LB115LT

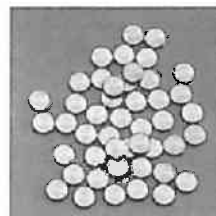

6⁸⁰



IC SPRING COVERS

- Original Design
- Brass
- 25/pack

LBFSC6 6 pin **5.00**
LBFSC7 7 pin **5.00**



IC CORE CAPS

- Machined for a Secure Fit
- Original Specifications
- Brass
- 100/pack

LBCAPS1027 **5.40**



LAB Brand Interchangeable Core Pins

LAB BEST IC Pins for A-2, A-3, A-4 Systems - for use with all BEST Interchangeable Cores

- A-2 Master / Top Brass Pin sizes 2B-19B:
Bottom Nickel Silver Pin sizes OA-9A
- A-3 Master/Top Brass Pin sizes 1D-13D:
Bottom Nickel Silver Pin sizes OC-6C
- A-4 Master/Top Brass Pin sizes 1F-11F:
Bottom Nickel Silver Pin sizes OE-5E



540 per
pack of 100

LAB ORIGINAL Interchangeable Core Pins for A-2, A-3, A4 Systems- for use with all Interchangeable Cores using Nickel Silver Keys (EXCEPT BEST)

- A-2 Master / Top Brass Pin sizes 2B-19B:
Bottom Nickel Silver Pin sizes OA-9A
- A-3 Master / Top Brass Pin sizes 1D-13D:
Bottom Nickel Silver Pin sizes OC-6C
- A-4 Master / Top Brass Pin sizes 1F-11F:
Bottom Nickel Silver Pin sizes OE-5E



540 per
pack of 100

INTERCHANGEABLE CORE BEST A-2 INTERCHANGEABLE CORE

LBLKIC

- 2B-19B Full Hard Brass - 100 pins per size
- OA-9A Nickel Silver - 200 pins per size

337⁵⁰

- Sealtight™ Leakproof Cover
 - Accurate Repinning Data
 - New Large Print
 - Exact Precision Designed Pins & Material Specs
 - Large Print Pin Locator
 - Double Latch Protection
- 13" x 10 1/2" with 10° angle



CORBIN/RUSSWIN SYSTEM 70
DZ&H Series Cylinders
LBLIKR

337⁵⁰


PIN DECODER - MEDECO BIAXIAL

- Determine length, angle, skew for Medeco Biaxial bottom pins
- Measure/Identify master and driver pin lengths
- Determine key cut depths
- Identify fore and aft key cut positions

LBLPDMED
97²⁰

Measure/Identify
master and driver
pin lengths

Identify fore
and aft key cut
positions



Determine length,
angle & skew of
Biaxial bottom pins

Determine key
cut depths

PIN/WORK MAT

LBLABMAT
44⁵⁰



- Approximate size 16" x 10"
- Pinning work mat retains hundreds of loose pins
- Molded in residential pin block area
- Great for vans or benches

I. CORE KEY GAUGE

- A2, A3 and A4 systems
- Laser machined and engraved to maintain LAB's quality standards
- Measures approximately 2.75" x 2.00" for easy storage



LBLKGIC
18⁹⁰

LED EAR LIGHT

- Great for picking and wafer reading in low light areas
- LED high intensity focused beam - adjustable in the vertical and horizontal
- Weighs less than 1 oz.
- Two replaceable CR-2016 lithium batteries *included*.
- Comfortable padded universal fit around the ear.



LBLLED
22⁰⁰

PINNING CHART

- A2 Interchangeable core cylinders
- Use for all levels of master keying
- Exact pin usage
- Instructions included

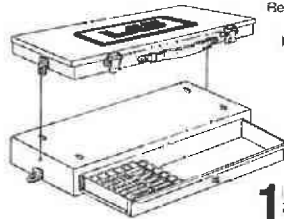
LBLSC001
27⁰⁰



KIT PLATFORM WITH DRAWER

Retrofit your **LAB** Wedge Kit or **LAB** Professional Kits onto the **LAB** Kit Platform (with Drawer). It gives you that much needed space for all your tools right at your fingertips -

Also can be utilized under your work bench



156⁶⁰

* NOTE: PIN BLOCK & VIALS ARE NOT INCLUDED

LBEPD000

