



- HINGES
- STORM/SCREEN DOOR HARDWARE



SPRING HINGE 1/4" RADIUS

Code	Dimensions	Finish	Pkg.	Price/ea
SYRD2060R-4x4-3	4" x 4"	Polished Brass	1 pair	31.84
STRD2060R-4x4-26D	4" x 4"	Satin Chrome	1 pair	31.05
STRD2060R-4 1/2-3	4-1/2" x 4-1/2"	Polished Brass	1-1/2 pair	59.28
STRD2060R-4 1/2-26D	4-1/2" x 4-1/2"	Satin Chrome	1-1/2 pair	56.96



SQUARE CORNER HINGE

Code	Dimensions	Finish	Pkg.	Price/pr.
ST741-3 1/2-4	3-1/2" x 3-1/2"	Satin Brass	1 pair	3.79
ST741-3x3-4	3" x 3"	Satin Brass	1 pair	3.79
ST741-4x4-4	4" x 4"	Satin Brass	1 pair	5.55

DOUBLE ACTING HINGE



Double acting hinge swings door in both directions. Fully adjustable spring tension returns door to opening. Polished Brass (US3). Carded. 5/box.

23⁵⁵ STCD160

WINDOW LOCK GUARD



10"

Can be used on double hung or sliding windows to provide ventilation with key lock security. Each guard is supplied with 2 strikes so window can be locked in either open or closed position. Keyed alike. Bright brass (US3) finish. Carded. 5/box.

13⁴⁹ STCD4540

UNIVERSAL TULIP KNOB LATCH



For use on outswinging wood or metal doors 7/8" to 1-1/8" thick. Installs in standard 3" hole spacing. Carded. 5/box.

11⁴⁴ STCD1703-AL Aluminum
STCD1703-1D Black

PUSHBUTTON LATCHES



Designed for use on outswinging wood or metal doors 1" to 1-1/4" thick. Installs in standard 1-3/4" hole spacing. Carded. 5/box.

10⁷¹ STCD1704-AL Aluminum
STCD1704-1D Black

KEYLOCKING PUSHBUTTON LATCHES



Keylockable latch can be used on outswinging wood or metal doors 1" to 1-1/4" thick. Installs in standard 1-3/4" hole spacing. Carded. 5/box.

16⁰⁴ STCD1705-AL Aluminum
STCD1705-1D Black

PNEUMATIC DOOR CLOSER



For use on wood or metal doors up to 1-3/8" thick. Door closing speed is fully adjustable. Weather resistant finishes. Carded. 5/box.

11³³ STCD1708-AL Aluminum
STCD1708-1D Black

DECORATIVE WOOD DOOR LOCKSET



For use on wood doors 7/8" to 1-3/8" thick. Interior locking mechanism. Round knob outside, lever handle inside. Bright Brass (US3) Finish. Carded. 5/box.

16²⁹ STCD1770-US3

KEY LOCKING KNOB DOOR LATCH



For use on wood or metal storm/ screen doors from 5/8" to 1-1/4" thick. 3" hole spacing between mounting screws. Weather resistant. Aluminum finish. Carded. 5/box.

20⁴⁴ STCD1778-AL

LIGHT DUTY PUSHBUTTON LATCH




Light duty latch for outswinging wood or metal storm/screen doors 5/8" to 1-1/4" thick. 1-3/4" hole spacing. Anti-lockout feature. Interior locking mechanism. Weather resistant. Carded. 5/box.

10⁵⁶ STCD1782-AL Aluminum
STCD1782-1D Black


•HINGES

FULL MORTISE STANDARD WEIGHT HINGE



STF179


Code	Dimensions	Finish	Pkg.	Price/ Hinge
STF179-3 1/2-26D	3-1/2" x 3 1/2"	Satin Chromium Plated	1 pair	11.20
STF179-3 1/2-3	3-1/2" x 3-1/2"	Bright Brass	1 pair	13.21
STF179-3 1/2-P	3-1/2" x 3-1/2"	Primed	1 pair	5.75
STF179-4 1/2-10	4-1/2" x 4-1/2"	Satin Bronze	1-1/2 pairs	12.34
STF179-4 1/2-26D	4-1/2" x 4-1/2"	Satin Chromium Plated	1-1/2 pairs	15.84
STF179-4 1/2-3	4-1/2" x 4-1/2"	Polished Brass	1-1/2 pairs	18.87
STF179-4 1/2-P	4-1/2" x 4-1/2"	Primed	1-1/2 pairs	10.52
STF179-4X4-26D	4" x 4"	Satin Chromium Plated	1-1/2 pairs	12.04
STF179-4X4-3	4" x 4"	Polished Brass	1-1/2 pairs	14.19
STF179-4X4-P	4" x 4"	Primed	1-1/2 pairs	7.65
STF179-5X5-26D	5" x 5"	Satin Chromium Plated	1-1/2 pairs	38.02



STFBB179

FULL MORTISE STANDARD WEIGHT BALL BEARING HINGE

Code	Dimensions	Finish	Pkg.	Price/ Hinge
STFBB179-4-1/2-10	4-1/2" x 4-1/2"	Satin Bronze	1-1/2 pairs	24.92
STFBB179-4-1/2-26D	4-1/2" x 4-1/2"	Satin Chromium Plated	1-1/2 pairs	27.69
STFBB179-4-1/2-3	4-1/2" x 4-1/2"	Polished Brass	1-1/2 pairs	34.02
STFBB179-4-1/2-P	4-1/2" x 4-1/2"	Primed	1-1/2 pairs	22.29



STCFBB179

FULL MORTISE STANDARD WEIGHT BALL BEARING HINGE - NON REMOVABLE PIN

Code	Dimensions	Finish	Pkg.	Price/ Hinge
STFBB179NRP-4 1/2	4-1/2" x 4-1/2"	Satin Chromium Plated	1-1/2 pairs	32.40

FULL MORTISE STANDARD WEIGHT HINGE-CONCEALED CONDUCTOR

Code	Dimensions	Finish	Pkg.	Price/ Hinge
STCFBB179-4 1/2-54-26D	4-1/2"x 4-1/2"	Satin Chromium Plated	1 hinge	277.93
STCFBB179-4 1/2-54-10	4-1/2"x 4-1/2"	Satin Bronze	1 hinge	274.02



F173

FULL SURFACE STANDARD WEIGHT HINGE

Code	Dimensions	Finish	Pkg.	Price/ Hinge
STFBB171-4 1/2-26D	4-1/2" x 4-1/2"	Satin Chromium Plated	1-1/2 pairs	75.18

HALF SURFACE HINGE


Code	Dimensions	Finish	Pkg.	Price/ Hinge
STF173-4 1/2-26D	4-1/2" x 4-1/2"	Satin Chromium Plated	1-1/2 pairs	35.70
STF173-4 1/2-P	4-1/2" x 4-1/2"	Primed	1-1/2 pairs	27.20
STF173-4 1/2-10	4-1/2" x 4-1/2"	Satin Bronze	1-1/2 pairs	28.50



FBB173

HALF SURFACE STANDARD WEIGHT BALL BEARING HINGE

Code	Dimensions	Finish	Pkg.	Price/ Hinge
STFBB173-4 1/2-26D	4-1/2" x 4-1/2"	Satin Chromium Plated	1-1/2 pairs	60.52
STFBB173-4 1/2-P	4-1/2" x 4-1/2"	Primed	1-1/2 pairs	50.18
STFBB173-4 1/2-10	4-1/2" x 4-1/2"	Satin Bronze	1-1/2 pairs	53.99
STFBB173-5-P	5" x 5"	Primed	1-1/2 pairs	76.99
STFBB173NRP-4 1/2	4-1/2" x 4-1/2"	Satin Chromium Plated	1-1/2 pairs	71.70















































2060R

SPRING HINGE

Code	Dimensions	Finish	Pkg.	Price/ Hinge
ST2060R-4 1/2-26D	4-1/2" x 4-1/2"	Satin Chromium Plated	1-1/2 pairs	44.91
ST2060R-4 1/2-3	4-1/2" x 4-1/2"	Polished Brass	1-1/2 pairs	47.04
ST2060R-4 1/2-P	4-1/2" x 4-1/2"	Primed	1-1/2 pairs	33.01
ST2060R-4x4-US3	4" x 4"	Polished Brass	1 pair	31.84
ST2060R-4x4-US4	4" x 4"	Satin Brass	1 pair	22.03
ST2060R-4x4-US26D	4" x 4"	Satin Chromium Plated	1 pair	31.05

<p>PNEUMATIC DOOR CLOSER W/SPRING</p>  <p>Steel spring retards door opening speed. Absorbs shock to help minimize closer or door damage caused by heavy wind or abusive force. Door closing speed is fully adjustable.</p> <p>1776 STCD1700-AL Aluminum STCD1700-1D Black</p>	<p>AUTOMATIC HOLD OPEN PNEUMATIC DOOR CLOSER</p>  <p>Standard duty for use on outswinging wood or metal doors up to 1-3/8" thick. Automatic "hold open" feature engages whenever door is opened beyond 80° - disengages with slight nudge. Also included "hold open" washer for positions other than 80°.</p> <p>1776 STCD1760-AL Aluminum STCD1760-1D Black</p>	<p>1-3/4" HOLE SPACING KNOB DOOR LATCH</p>  <p>Standard duty knob latch installs in 1-3/4" hole spacing. Can be use on outswinging wood or metal doors 5/8" to 1-1/4" thick. Has interior locking mechanism.</p> <p>1144 STCD1774-AL Aluminum STCD1774-1D Black</p>
<p>HYDRAULIC DOOR CLOSER</p>  <p>Superior fluid operation insures a door closing action that is smooth and bounce free. Designed for use on wood or metal doors up to 1-3/8" thick.</p> <p>1629 STCD1702-AL Aluminum</p>	<p>ALUMINUM BODY RUST RESISTANT PNEUMATIC DOOR CLOSER</p>  <p>Light duty closer for use on outswinging wood or metal doors up to 1" thick. Designed for coastal and high humidity areas as closer's aluminum body won't rust.</p> <p>1259 STCD1762-DD Bronze STCD1762-WH White</p>	<p>ADJUSTABLE DOOR SPRING</p>  <p>Use on screen or storm doors for positive closing action. Fully adjustable to accommodate a range of door weights. Steel construction with attractive aluminum finish.</p> <p>371 STCD1701-AL Aluminum</p>
<p>TULIP KNOB LATCH-UNIVERSAL</p>  <p>Standard duty. Installs in 1-1/2", 1-3/4" or 3" hole spacing. Designed for use on outswinging wood or metal doors 5/8" to 1-3/8" thick. Interior locking mechanism.</p> <p>1469 STCD1706-AL Aluminum STCD1706-1D Black</p>	<p>HEAVY DUTY STORM & SOLID DOOR PNEUMATIC DOOR CLOSER</p>  <p>Heavy duty storm and solid door closer is designed for use on outswinging wood or metal doors up to 1-3/4" thick. Torsion bar and large air controlled 1-1/2" tube combine to provide twice the latching power of a standard duty closer.</p> <p>1936 STCD1764-AL Aluminum STCD1764-1D Black</p>	<p>1-1/2" HOLE SPACING PUSHBUTTON LATCH</p>  <p>Standard duty pushbutton latch featuring 1-1/2" hole spacing. Designed for use on outswinging wood or metal doors 5/8" to 1-1/4" thick. Has interior locking mechanism. Can be converted to exterior key locking. Easy grip handle with tie-down screw.</p> <p>1116 STCD1780-AL Aluminum STCD1780-1D Black</p>
<p>CHAIN DOOR STOP</p>  <p>Chain door stop restricts screen and storm door opening. Helps protect against damage to closer and/or door. Can be used on wood or aluminum storm and combination doors. Bright zinc plated.</p> <p>504 STCD1707-2C</p>	<p>TORSION SPRING/PNEUMATIC CLOSER FOR HEAVY DOORS</p>  <p>Heavy duty closer is designed for use on inswinging or outswinging wood or metal doors up to 1-3/8" thick. Combination torsion spring/pneumatic design provides commercial strength closing action on doors weighing up to 125lbs. Automatic "hold open" feature engages whenever door is opened beyond 80° - disengages with a slight nudge.</p> <p>3862 STCD1768-AL Aluminum STCD1768-DD Bronze</p>	<p>REPLACEMENT STRIKE PLATES</p>  <p>Replaces original strike plate. For use with flexible or solid strike latches. Positive spring action with slotted screw holes for easy adjustment. Heavy design for long lasting use.</p> <p>198 STCD1711-AL Aluminum STCD1711-1D Black</p>
<p>LIGHT DUTY PNEUMATIC DOOR CLOSER</p>  <p>Designed for use on wood or screen doors up to 1" thick. Door closing speed is fully adjustable. Two hole end plug allows closing force to be regulated.</p> <p>1056 STCD1756-AL Aluminum STCD1756-1D Black</p>	<p>GARAGE DEADBOLT LOCK & KEY CYLINDER</p>  <ul style="list-style-type: none"> • Inside deadbolt lock is for use on garage doors equipped with locking hubs • Outside key cylinder lock features a solid brass tumbler and is provided with two keys • Packaged complete with all mounting hardware including key cylinder ring, escutcheon plate & fasteners <p>1082 STCD1840-AL Aluminum</p>	<p>SLIDE ACTION BOLT</p>  <ul style="list-style-type: none"> • Latch is ideal for use on gates & doors where a self-latching action is desired • Designed for outswinging applications where gate/door & post form a right angle • Fingertip trip release - can also be operated with a cord or wire • Padlockable for added security - accepts shackie diameter up to 11/32" <p>3.80 STSP1261-2C Zinc Plate 4.47 STSP1261-1D Black</p>
<p>GARAGE DEADBOLT LOCK & KEY CYLINDER</p> <p>1082 STCD1840-AL Aluminum</p>	<p>Gate Spring - 14"</p>  <p>1287 STCD1295-11-1D</p>	<p>Gate Spring - 14"</p> <p>1287 STCD1295-11-1D</p>

<p>1-3/4" HOLE SPACING COLONIAL PUSHBUTTON LATCH</p> <p>Standard duty Colonial pushbutton latch features 1-3/4" hole spacing. Authentic Colonial hammered finish. Designed for use on outswinging wood or metal doors 5/8" to 1-1/4". Can be used in new installations or as a replacement for worn or broken latches. Interior locking mechanism is designed to prevent accidental lock-out. Supplied with spring loaded strike plate. Black finish is weather resistant.</p>  <p>1167 STCD1786-1D</p>	<p>SPRING DOORSTOP</p> <p>Flexible design for safety and ease of cleaning. Decorative, extra heavy spring helps prevent wall damage. Base plate detaches from spring to simplify installation. Steel, brass plated. 2/pk.</p>  <p>249 STCD7092-3</p>	<p>ALL PURPOSE STORAGE HOOK</p> <p>Zinc plated, covered in red vinyl. 125lb max load. 2/pk.</p>  <p>169 STCD8334-2C</p>
<p>KEYED "T" LOCK HANDLE</p> <p>Used most commonly in combination with an interior Swivel Lock Handle (CD1856) or locking hub.</p>  <p>1007 STCD1844-26</p>	<p>DOOR HOLDER</p> <p>Resilient non-marring tip provides positive stopping action. Holds door open in any position. Steel spring retains door holder in raised position. Die cast Aluminum, bright brass finish.</p>  <p>582 STCD7096-3</p>	<p>RAFTER STORAGE HOOK</p> <p>Zinc plated, covered in red vinyl. 50lb max load. 2/pk.</p>  <p>169 STCD8335-2C</p>
<p>KEYED "L" LOCK HANDLE</p> <p>Used most commonly in combination with an interior Swivel Lock Handle (CD1856) or locking hub.</p>  <p>1082 STCD1848-26</p>	<p>HANDRAIL BRACKET</p> <p>Supports wood handrails at any angle of stairway. Strong design for added durability. Die cast Aluminum, bright brass finish.</p>  <p>360 STCD7081-3</p>	<p>HANGING RAFTER STORAGE HOOK</p> <p>Zinc plated, covered in red vinyl. 55lb max load 2/pk.</p>  <p>238 STCD8337-2C</p>
<p>TRANSOM CATCH</p> <p>2" x 1-5/8". Zinc plated. Ideal for use on transom windows. Catch can be operated with a window pole.</p>  <p>1729 STSP1165-2C</p>	<p>HEAVY DUTY STORAGE HOOK</p> <p>Heavy duty storage hook supports up to 50lbs of weight. Can be used to store tires, ladders and lawn furniture. Bright zinc plated to resist rust. Projection: 5". 2/pk.</p>  <p>396 STCD8309-2C</p>	<p>BROOM/TOOL STORAGE HOOK</p> <p>Zinc plated, covered in red vinyl. 20lb max load. 2/pk.</p>  <p>180 STCD8339-2C</p>
<p>ECONOMY SOLID DOORSTOP</p> <p>Zinc die cast. Heavy design helps prevent damage to walls. Contemporary styling complements a variety of interior designs. Slotted tip for easy screwdriver installation. Bright brass finish. 2/pk.</p>  <p>300 STCD7071-3</p>	<p>OVERHEAD STORAGE HOOK</p> <p>Zinc plated, covered in red vinyl to protect surface of item being stored. 80lb max load 2/pk.</p>  <p>169 STCD8330-2C</p>	<p>MULTI-TOOL STORAGE HOOK</p> <p>Zinc plated, covered in red vinyl.</p>  <p>196 STCD8340-2C</p>
<p>ECONOMY FLOOR DOORSTOP</p> <p>Zinc die cast, bright brass finish. Anchoring screw passes through body of doorstop to simplify installation. Projection on base of doorstop helps prevent rotation.</p>  <p>202 STCD7072-3</p>	<p>LADDER STORAGE HOOK</p> <p>Zinc plated, covered in red vinyl. 20lb max load. 2/pk.</p>  <p>233 STCD8331-2C</p>	<p>CURVED HAMMER-IN STORAGE HOOK</p> <p>Zinc plated, covered in red vinyl. 20lb max load. 3/pk.</p>  <p>158 STCD8342-2C</p>
<p>AUTOMATIC HINGE PIN DOOR CLOSER</p> <p>Long lasting spring loaded closer turns lightweight interior doors into self-closing doors. Installed without hinge removal. Nylon bearing reduces friction. For doors up to 30lbs.</p>  <p>758 STCD7075-3</p>	<p>TOOL STORAGE HOOK</p> <p>Zinc plated, covered in red vinyl. 15lb max load. 2/pk.</p>  <p>171 STCD8332-2C</p>	<p>LARGE CURVED HAMMER-IN STORAGE HOOK</p> <p>Zinc plated, covered in red vinyl. 20lb max load. 2/pk.</p>  <p>162 STCD8344-2C</p>
<p>WEDGE DOORSTOP 2/pk.</p> <p>Impact resistant. Capable of withstanding years of use.</p>  <p>229 STSP7091-BROWN</p>	<p>UTILITY STORAGE HOOK</p> <p>Zinc plated, covered in red vinyl. 25lb max load. 2/pk.</p>  <p>296 STCD8333-2C</p>	<p>STORAGE CLIP</p> <p>Zinc plated. 2/pk.</p>  <p>129 STCD8345-2C</p> <p>OVER-THE-DOOR STORAGE HOOK</p> <p>Zinc plated, covered in red vinyl. 10lb max load. 2/pk.</p>  <p>209 STCD8346-2C</p>

<p>STRAIGHT PEGBOARD HOOK - 4" Zinc plated, 4" long. 3/pk.</p>  <p>142 STCD8353-4-2C</p>	<p>SOLID BRASS CORNER Bull nose design add extra protection to corners of luggage, boxes and chests. Bright brass, lacquered. 4/pk. 7/8"</p>  <p>487 STCD5348-7/8-2C</p>	<p>CHAIN BOLTS For use on cabinet, double screen, garage and industrial doors. Equipped with a strong hard-drawn wire spring which throws the bolt automatically when chain is released. Full 24" chain. Includes surface and angle strike. Zinc plated.</p>  <p>13.85 STCD1055-4-2C 4" 14.85 STCD1055-6-2C 6"</p>																																								
<p>MULTIPLE TOOL HOLDER Zinc plated, 6 holes.</p>  <p>211 STCD8358-2C</p>	<p>BRASS PLATED PADLOCK Ideal for use with light duty laminated hasps. Bright brass, lacquered. 3/4".</p>  <p>502 STCD5400-3</p>	<p>FOOT BOLTS For use on cabinet, double screen, garage and industrial doors. Operated by pressure of the foot on the cap. Released by pressure on the trip.</p>  <p>13.75 STCD1056-4-2C 4" Zinc Plated 14.09 STCD1056-4-4 4" Satin Brass 14.59 STCD1056-6-2C 6" Zinc Plated</p>																																								
<p>PEGBOARD SHELF BRACKET - 8" Zinc plated, 8" long. 2/pk.</p>  <p>196 STCD8360-8-2C</p>	<p>PLASTIC POLE SOCKETS White plastic, reinforced design-needs no paint or stain finish. Outside diameter 2-1/4". Accommodates wooden poles up to 1-3/8" diam. 2/pk.</p>  <p>151 ST7056-WH</p>	<p>DECORATIVE BARREL BOLTS Ideal for use on interior windows and doors. Surface strike with 2-1/2" strike. Attractive brass finish.</p>  <p>2.65 STCD1076-2 1/2-ST4C 2-1/2" 2.79 STCD1076-3-ST4C 3" 3.29 STCD1076-4-ST4C 4"</p>																																								
<p>HEAVY DUTY STRAIGHT HOOK - 6" Zinc plated, 6" long. 2/pk.</p>  <p>178 STCD8365-6-2C</p>	<p>SOLID BRASS NUMBERS Polished brass finish retains lustre. 4" height.</p>  <p>785 ea</p>	<p>BARREL BOLTS Ideal for use on doors, gates and cabinets. Overlong bolt throw for added security. Reversible - strike engages at either end of bolt. Zinc</p>  <p>2.65 STCD1078-3-2C 3" 2.95 STCD1078-4-2C 4"</p>																																								
<p>HOOKS AND EYES Zinc plated.</p> <table border="1"> <thead> <tr> <th>P/N</th> <th>Length</th> <th>Pcs Pk.</th> <th>Price</th> </tr> </thead> <tbody> <tr> <td>STCD8440-2-2C</td> <td>2"</td> <td>3</td> <td>1.44</td> </tr> <tr> <td>STCD8440-3-2C</td> <td>3"</td> <td>2</td> <td>1.27</td> </tr> <tr> <td>STCD8440-4-2C</td> <td>4"</td> <td>2</td> <td>1.76</td> </tr> </tbody> </table> 	P/N	Length	Pcs Pk.	Price	STCD8440-2-2C	2"	3	1.44	STCD8440-3-2C	3"	2	1.27	STCD8440-4-2C	4"	2	1.76	<table border="1"> <thead> <tr> <th>P/N</th> <th>#</th> <th>P/N</th> <th>#</th> </tr> </thead> <tbody> <tr> <td>STCD80-4070-3</td> <td>0</td> <td>STCD80-4075-3</td> <td>5</td> </tr> <tr> <td>STCD80-4071-3</td> <td>1</td> <td>STCD80-4076-3</td> <td>6</td> </tr> <tr> <td>STCD80-4072-3</td> <td>2</td> <td>STCD80-4077-3</td> <td>7</td> </tr> <tr> <td>STCD80-4073-3</td> <td>3</td> <td>STCD80-4078-3</td> <td>8</td> </tr> <tr> <td>STCD80-4074-3</td> <td>4</td> <td>STCD80-4079-3</td> <td>9</td> </tr> </tbody> </table>	P/N	#	P/N	#	STCD80-4070-3	0	STCD80-4075-3	5	STCD80-4071-3	1	STCD80-4076-3	6	STCD80-4072-3	2	STCD80-4077-3	7	STCD80-4073-3	3	STCD80-4078-3	8	STCD80-4074-3	4	STCD80-4079-3	9	<p>HEAVY BARREL BOLT Heavy construction provides enhanced security for doors and gates. Extended bolt throw for maximum strike engagement. Reversible. Zinc plate.</p>  <p>5.85 STCD1084-4-2C 4" 7.39 STCD1084-6-2C 6"</p>
P/N	Length	Pcs Pk.	Price																																							
STCD8440-2-2C	2"	3	1.44																																							
STCD8440-3-2C	3"	2	1.27																																							
STCD8440-4-2C	4"	2	1.76																																							
P/N	#	P/N	#																																							
STCD80-4070-3	0	STCD80-4075-3	5																																							
STCD80-4071-3	1	STCD80-4076-3	6																																							
STCD80-4072-3	2	STCD80-4077-3	7																																							
STCD80-4073-3	3	STCD80-4078-3	8																																							
STCD80-4074-3	4	STCD80-4079-3	9																																							
<p>STEEL ROUND SCREW HOOKS Zinc plated, 4-3/8" long.</p>  <p>116 STCD8460-802-2C</p>	<p>LIFESPAN® LATCHING HASP, ROTATING POST Post rotates to help prevent forced entry by twisting off post with steel rod or pry bar. Corrugated leaf. Hold open feature eliminates uncontrolled swinging of leaf. Bright zinc plated, with screws.</p>  <p>5.49 STCD917-3 1/2-2C 3-1/2" 6.19 STCD917-4 1/2-2C 4-1/2"</p>	<p>HEAVY DUTY PADLOCKABLE SPRING BOLT Strong stainless steel spring holds bolt in latched position. UL listed Residential Security Device meeting Grade 1 Impact Rating requirements. Zinc plated. 6-1/2" long.</p>  <p>1335 STCD1088-2C</p>																																								
<p>SLIDING DOOR HANGER Dial Adjust Hanger, 7/16" offset Zinc plated, thermoplastic dial For doors up to 60lbs</p>  <p>199 ST3100-2C</p>	<p>LIFESPAN® KEYLOCKING SAFETY HASP Functions as a conventional latching hasp when key isn't used. Corrugated leaf. Includes 2 solid brass keys. 4-1/2" long.</p>  <p>1025 STCD921-2C</p>																																									
<p>SOLID BRASS ORNAMENTAL HINGE For use on small boxes & chests. Bright brass, lacquered. 2/pk.</p>  <p>216 STCD5310-3</p>	<p>HEAVY DUTY HINGE HASP Square hole in mounting pad accommodates a 5/16" diameter carriage bolt (not included) to help prevent unauthorized access. 7-1/2" long. Galvanized, w/brass pin.</p>  <p>1825 STCD941BP-ST2H</p>																																									
<p>SOLID BRASS BOX CATCH Finely designed solid brass box catch. Designed to add the finishing touch to small boxes and chests. Bright brass, lacquered. 2/pk.</p>  <p>340 STCD5345-3</p>																																										