

**FRONT GANG LOCK**

**Application** - For locking banks of drawers in desks, credenzas and other multiple drawer applications. Lock mounts in front of cabinet.

**Operation** - 180° key rotation, CCW to lock, key removable in both locked and unlocked positions.

**Keying** - Order lock plug separately.

**Packaging** - Cylinder is unplated.

**TLD100CB**  
**5<sup>29</sup>**



**SIDE GANG LOCK**

**Application** - For locking banks of drawers in desks, credenzas and other multiple drawer applications. Lock mounts on side of cabinet.

**Operation** - 180° key rotation, CCW to lock, key removable in both locked and unlocked positions.

**Keying** - Order lock plug separately.

**Packaging** - Cylinder is unplated.

**TLD150CB**  
**5<sup>29</sup>**



**TWO DRAWER SIDE GANG LOCK**

**Application** - Two drawer gang lock for locking two pedestal drawers with a single lock. Lock mounts on side of cabinet.

**Operation** - 180° key rotation, CCW to lock, key removable in both locked and unlocked positions.

**Keying** - Order lock plug separately.

**Packaging** - Housing is supplied with two C500DC-19 Drawer Clips. Housing is black, toughened nylon. Cylinder is unplated. Cams are zinc plated.

**TLD270CB**  
**5<sup>93</sup>**



**CAM LOCK KIT**

**Application** - Universal type lock for either doors or drawers. Kit contains a variety of easily switched cams to accommodate most locking situation.

**Operation** - 90° cam rotation, CCW to lock.

**Keying** - Order lock plug separately.

**Packaging** - Cylinder supplied with two straight cams and two bent cams. Cylinder is unplated. Cams are zinc plated.

**TLC165CB**  
**6<sup>71</sup>**



**DRAWER LOCK**

**Application** - Low profile, surface mounted lock for locking drawers. Setback of 3/32" is ideal for inset drawers.

**Operation** - 180° key rotation, CCW to lock, key removable in both locked and unlocked positions.

**Keying** - Order lock plug separately.

**Packaging** - Housing is black, toughened nylon. Cylinder is unplated. Cams are zinc plated.

**TLC230CB**  
**5<sup>29</sup>**



**DOOR LOCK**

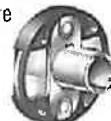
**Application** - Low profile, surface mounted lock for locking doors. Setback of 3/32" is ideal for inset doors, or locking one door behind another.

**Operation** - 180° key rotation, CCW to lock, key removable in both locked and unlocked positions.

**Keying** - Order lock plug separately.

**Packaging** - Housing is black, toughened nylon. Cylinder is unplated. Cams are zinc plated.

**TLC240CB**  
**5<sup>29</sup>**



**DRAWER LOCK**

**Application** - Low profile, surface mounted lock for locking drawers. Setback of 9/32" is ideal for overlay drawers.

**Operation** - 180° key rotation, CCW to lock, key removable in both locked and unlocked positions.

**Keying** - Order lock plug separately.

**Packaging** - Housing is black, toughened nylon. Cylinder is unplated. Cams are zinc plated.

**TLC280CB**  
**5<sup>29</sup>**



**DOOR LOCK**


**Application** - Surface mounted lock for locking doors. Setback of 9/32" is ideal for overlay doors.

**Operation** - 180° key rotation, CCW to lock, key removable in both locked and unlocked positions.

**Keying** - Order lock plug separately.

**Packaging** - Housing is black, toughened nylon. Cylinder is unplated. Cams are zinc plated.

**TLC290CB**  
**5<sup>29</sup>**



**THICK PANEL LOCK**

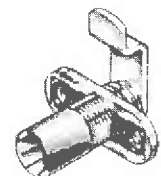
**Application** - Universal type lock for either doors or drawers that can accommodate panel thickness from 7/8" - 1-3/8".

**Operation** - 90° cam rotation, CCW to lock.

**Keying** - Order lock plug separately.

**Packaging** - Housing supplied with straight cam and bent cam. Housings are unplated. Cams are zinc plated.

**TLC170CB**  
**6<sup>71</sup>**



## LOCK PLUGS FOR ALL TIMBERLINE LOCKS

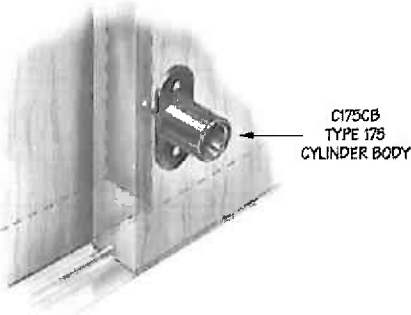
Available KD or KA

- Small diameter
- High quality/Long life
- Solid brass keys
- Coded on face & keys
- Master-keyed standard
- Removable lock plug



P/N	Finish	Price
TLC100LP-14A	Polished Nickel	5.86
TLC200LP-8	Old English	5.86
TLC300LP-19	Black	5.86
TLC400LP-20	Statuary Bronze	5.86
TLC500LP-3	Polished Brass	5.86

## PUSH LOCK



C175CB  
TYPE 175  
CYLINDER BODY

**Application** - For locking sliding, bypass type doors. Requires 3/4" hole in front of door for cylinder.

**Operation** - Pushing in cylinder locks doors, with or without key. 45° key rotation allows cylinder to pop back out to unlock doors. Key removable in both locked and unlocked positions.

**Keying** - Order lock plug separately.

**Packaging** - Supplied with nickel plated finish cup. Housing is black, toughened nylon.

TLC175CB  
**10<sup>34</sup>**

## CHANGE TOOL

Required to install & remove lock plugs in cylinder bodies.

TLD500KY  
**6<sup>88</sup>**



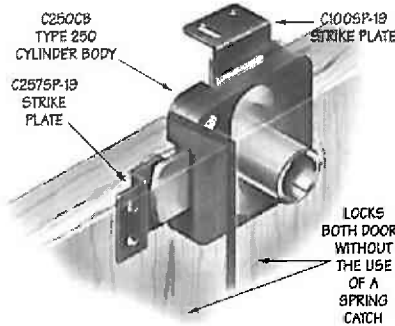
## KEYBLANKS

TLD300KY  
**97¢ ea**

50/box



## DOUBLE DOOR LOCK



C250CB TYPE 250 CYLINDER BODY  
C257SP-19 STRIKE PLATE  
C100SP-19 STRIKE PLATE

LOCKS BOTH DOORS WITHOUT THE USE OF A SPRING CATCH

**Application** - Surface mounted lock for locking two adjacent doors. Eliminates the need for a spring catch on the door opposite the lock. Works with either overlay or inset doors.

**Operation** - 180° cam rotation, CCW to lock, key removable in both locked and unlocked positions.

**Keying** - Order lock plug separately.

**Packaging** - Supplied with two strike plates as shown. Housing is black, toughened nylon. Cylinder is unplated. Cams are zinc plated.

TLC250CB  
**9<sup>90</sup>**

## BEZELS

Allows cylinder bodies to be used with 3/4" through 7/8" diameter holes and permits use of locks in 7/8" thick panels.




P/N	Finish	Price
TLC100BZ-14A	Polished Nickel	.67
TLC200BZ-8	Old English	.95
TLC300BZ-19	Black	.95
TLC400BZ-20	Statuary Bronze	.95
TLC500BZ-3	Polished Brass	2.03

## STRIKE PLATES

All with black finish.



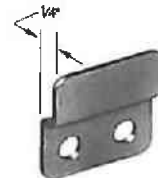
TLC100SP-19  
**1.28**




TLC101SP-19  
**1.28**



TLC500DC-19  
**30¢**



TLC257SP-19  
**1.28**



TLC185SP-19  
**1.28**